



COMMUNITY ACTION JOURNAL

NAME: _____

GRADE: _____ **SCHOOL:** _____

TABLE OF CONTENTS

STEP 1: THINK & DECIDE

- Community Strengths & Goals Page 2
- My Skills & Interests Page 3
- My Shield Page 4
- Vision Board Page 5
- Project Stories Page 6-9
- Ideas! Page 10

STEP 2: MAKE A PLAN

- Our Project Plan Page 12

STEP 3: TAKE ACTION Page 13

STEP 4: SHARE WITH COMMUNITY

- Important Questions Page 15
- Poster Examples Page 16

STEP 5: REFLECT & CELEBRATE

- Reflect & Celebrate Page 17
- End of the season team party!

STEP 1

Think & Decide

- These lessons and worksheets help students **RESEARCH** their communities through observation, critical thinking, discussion, art, and creative writing.
- Then, **DECIDE** which topic or issue you will try to address.

COMMUNITY STRENGTHS & GOALS

1) Things I like about my community are...

2) Some things I want to see change in my community are...

3) We could help our community by...

My Skills & Interests

Circle the things you are good at. At the bottom add your own skills that are not listed on the sheet.



Writing



Singing



Creating art



Dancing



Organizing



Learning



Listening to others



Teaching



Talking in front of people



Leading



Acting



Telling stories



Brainstorming new ideas



Making decisions



Researching



Using technology



Asking questions



Making friends




Persuading others



Working with others

My SHIELD

- 1) Think about your skills, abilities, and interests.
- 2) Draw pictures or symbols below that represent you and your skills.



VISION BOARD

- ♥ Close your eyes and think about what you like about your community and your school.
- ♥ What do you like about the people, places, and things around you?
- ♥ Imagine that what you like is growing and growing.
- ♥ Imagine that the things you don't like are shrinking and going away.
- ♥ Write down your answers and draw a picture of a future you want to see, or you can draw a picture of an imaginary world.

COMMUNITY PROJECT STORIES

Project Story #1 - Welcoming Refugees

A SCORES team in New York worked together with a local organization that supports refugees, immigrant women and their families. They invited the director of the organization, who was also a refugee, to their classroom as a guest speaker to tell her story about leaving home and settling in a new country. The students learned more about the challenges refugees and immigrants experience on a daily basis. They learned that sometimes it is hard for refugees to get enough food to eat. The students then created a video that was shared throughout their school to explain those challenges local refugees and immigrants face. They used the video to do a food drive where they gathered food donations for the refugees and immigrants who need it.

To make the video, they first wrote a script and then acted it out and recorded it. They also created posters to hang around the school that displayed the facts that they learned and information about the food drive. Lastly, they hosted their food drive and donated the collections to the same local organization they worked with, and that organization in turn, gave the food to local refugees, immigrant women and their families.

What do you think about this story?

Would you want to do something like this? Why or why not?

COMMUNITY PROJECT STORIES

Project Story #2 - Poetry at the Senior Center

A SCORES team in San Francisco volunteered at a nearby senior center to teach poetry and spend time with the senior citizens who live there. Students looked at poems they had written in previous SCORES seasons to figure out the best way to teach someone about poetry. Then they went to the senior center to meet the elderly people there and teach them about poetry.

The team performed their original poems and shared comic strips they drew that showed their lives before and after they started writing poetry. The students visited again the following week and led poetry writing activities. The students listened to the life stories of the seniors who live in the senior center and helped turn their stories into poetry. The team ended their project with a public performance of the poetry they all created together.

What do you think about this story?

Would you want to do something like this? Why or why not?

COMMUNITY PROJECT STORIES

Project Story #3 - Ending Hunger

A SCORES team in Chicago researched hunger issues facing their community and found that a large number of people in the community did not get healthy meals at school. The team held a hunger workshop to educate a group of younger students about hunger issues present in their community. At the end of the workshop they used a recipe they found on the internet to make trail mix. Then they put the trail mix into individual serving bags and gave them to students in the school.

They also wrote letters to City council members, elected officials that are part of their city's government, to ask them to pass a law that would make sure more students get healthy meals at school.

What do you think about this story?

Would you want to do something like this? Why or why not?

COMMUNITY PROJECT STORIES

Project Story #4 - Reducing Litter

SCORES team in Boston studied the impact of litter in their community by making a map that showed the amount of litter in the park down the street from their school. They wondered what was causing the litter problem at the park so they decided to survey the people at the park to get more information. Through their surveys they discovered that there were not enough trash cans throughout the park for everyone to put their trash in.

They created a petition asking the city to install more trash cans, then they went out as a team to collect signatures from local community members. The team then wrote a news article explaining the litter problem in the park, what they learned about the causes and effects of littering, and why it was important to install additional trash cans at the park. They sent the article and petition to their local government officials and also sent the article to the editor of the local newspaper.

What do you think about this story?

Would you want to do something like this? Why or why not?

IDEAS!

What issue or issues do you want to work on?

What project ideas do you have?

STEP 2

Make a Plan

- You will learn more about the issue you chose in Step 1.
- You will then **MAKE A PLAN** for your Community Project.

OUR PROJECT PLAN

Project Description: _____

Project Title: _____

Project Goal: _____

Project Action Plan:

TASKS	DUE DATE	RESPONSIBLE PARTIES

STEP 3

Take Action

- Get inspired and **TAKE ACTION** your community.

STEP 4

Share with Community

- You will **SHARE** the results of your project to the community.

IMPORTANT QUESTIONS

- 1) Think about your community project and how it went.
- 2) Answer the questions below!



1) How did you help your community?

2) Who did you help? How did it feel?

3) What was great about the project and what wasn't so great?

4) What did you learn?

POSTER EXAMPLES



We Planned

We Called

We Partnered

We Informed

We Advertised

We Walked

Together WE CAN Make a Difference

Just Like This!

Who We Effected by Our Walk

Year	Total
04-05	10
05-06	15
06-07	20
07-08	25
08-09	30
09-10	35

Physical Active Locs

Year	Total
04-05	2
05-06	4
06-07	6
07-08	8
08-09	10
09-10	12

Research & Planning

Preparation & Excitement-Making

Communication / Reflection

Action

STEP 5

Reflect & Celebrate

- You will **REFLECT** on what you learned and **CELEBRATE** your accomplishments.

A a

B b

C c

D d

E e

F f

G g

H h

I i

J j

K k

L l

M m

N n

O o

P p

Q q

R r

S s

T t

U u

V v

W w

X x

Y y

Z z